

CITY CRANE MD 150 G6

LIQ 1

POTAIN



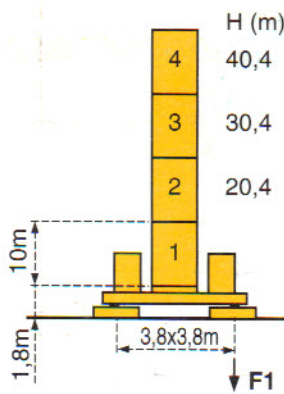
CITY □ 1,60m

Mat - Mast - Mast - Mástil - Torre

KM 406 E
KM 407 E

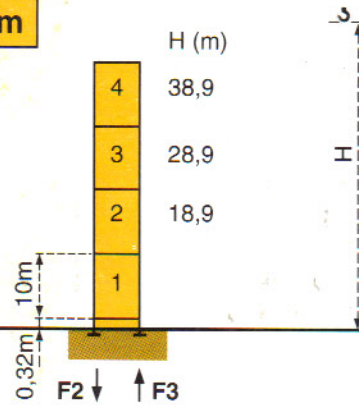


$H_{\text{mat}} = H_{\text{mast}} / \text{mast} + 0,3 \text{ m}$



ZC 42 A

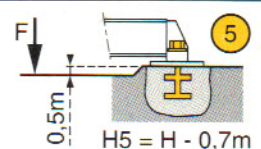
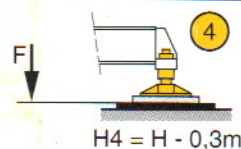
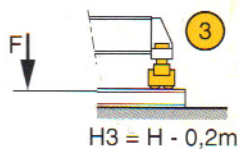
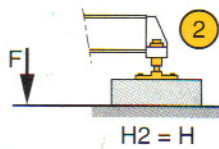
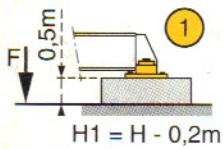
F1	● 65t	■ 62t
	⊗ 40t	



P 40 A

F2	● 82t	■ 79t
F3	● 57t	■ 53t
	⊗ 34t	

ZC 42A



TELESCOPABLE - TELESKOPIERBAR - TELESCOPIC - TELESCOPICO - TELESCOPICO

K 407 B
K 407 E

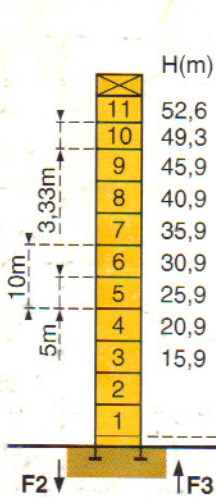


Mats - Maste - Masts - Mástil - Torre □ 1,60m

K 407 A
K 409 A

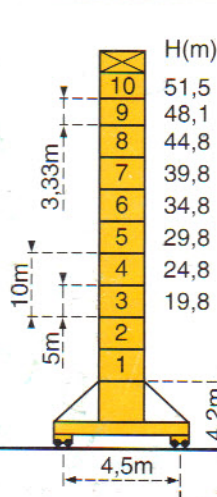


K 407 C




P40A

F2	● 113t	■ 156t
F3	● 76t	■ 123t
	⊗ 48t	



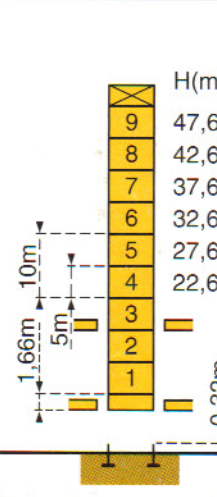
S40A

F1	● 73t	■ 90t
	⊗ 54t	



S41A

F1	● 84t	■ 108t
	⊗ 56t	



B41

● En service
■ Hors service
⊗ A vide sans lest avec flèche et hauteur maximum.

● In Betrieb
■ Ausser Betrieb
⊗ Ohne Last und Ballast mit Maximalausleger und Maximalhöhe.

● In service
■ Out of service
⊗ Without load and ballast with longest jib and maximum height.


● En servicio
■ Fuera de servicio
⊗ Sin carga, sin lastre con flecha y altura máxima.

● In servizio
■ Fuori servizio
⊗ A vuoto senza zavorra e con braccio massimo e altezza massima.

Courbes de charges - Lastkurven - Load diagrams - Curvas de cargas - Curve di carico

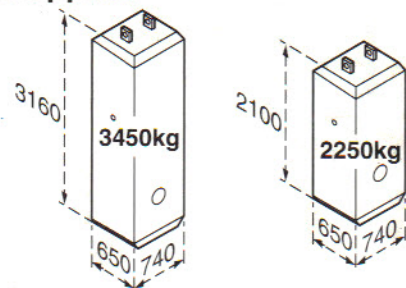


Flèche Ausleger Jib Flecha Braccio



Lest de contre-flèche - Gegenauslegerballast - Counter-jib ballast Lastre de contra flecha - Contrappeso

		(kg)
55m	16m	18 300 (4x3450)+(2x2250)
50m	16m	14 850 (3x3450)+(2x2250)
45m	13m	18 300 (4x3450)+(2x2250)
40m	13m	17 100 (3x3450)+(3x2250)
35m	13m	14 850 (3x3450)+(2x2250)
30m	13m	13 800 (4x3450)
25m	13m	11 400 (2x3450)+(2x2250)


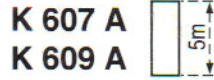
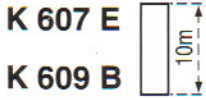


Lest de base - Grundballast - Base ballast - Lastre de base - Zavorra di base

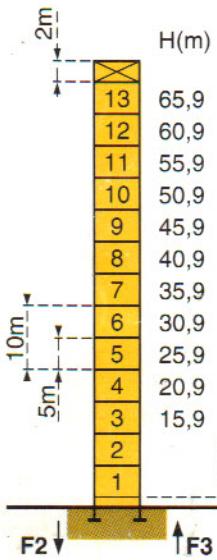
H (m)	Diagram		H (m)	Diagram		H (m)	Diagram		H (m)	Diagram
	55m	50→25m		55→40m	35→25m		55→40m	35→25m		55→25m
									67,6	132t
									64,3	108t
						56,5	102t	108t	61	96t
			51,5	78t	84t	53,2	90t	96t	56	72t
			48,1	66t	72t	49,8	72t	78t	51	60t
			44,8	54t	60t	44,8	54t	60t	46	36t
40,4	75t	65t	39,8	54t	54t	39,8	54t	54t	41	24t
			34,8	54t	54t	34,8	54t	54t	36	24t
30,4	65t	65t	29,8	48t	48t	29,8	48t	48t	31	24t
			24,8	48t	48t	24,8	48t	48t	26	24t
20,4	65t	65t	19,8	42t	42t	19,8	42t	42t	21	24t
ZC 42 A			S 40 A			S 41 A			V 60 A	

TELESCOPABLE - TELESKOPIERBAR - TELESCOPIC - TELESCOPICO - TELESCOPICO

Mats - Maste - Masts - Mástil - Torre 2m

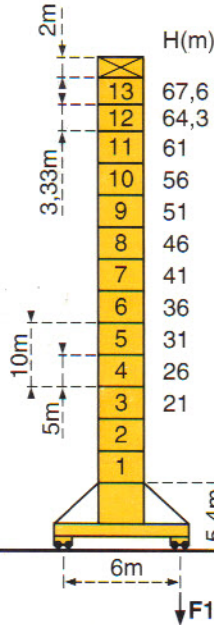


$H_{\square} = H_{\square} / \square + 0,3 \text{ m}$



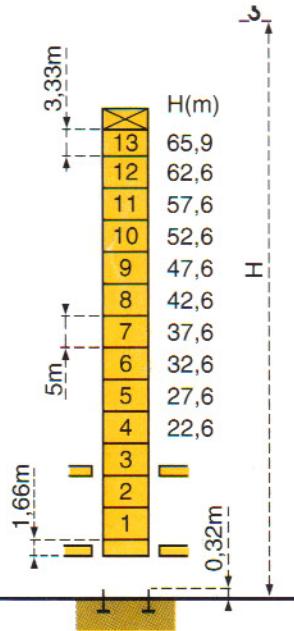
P60A

F2	● 129t	■ 226t
F3	● 83t	■ 184t
	⊗	65t



V60A

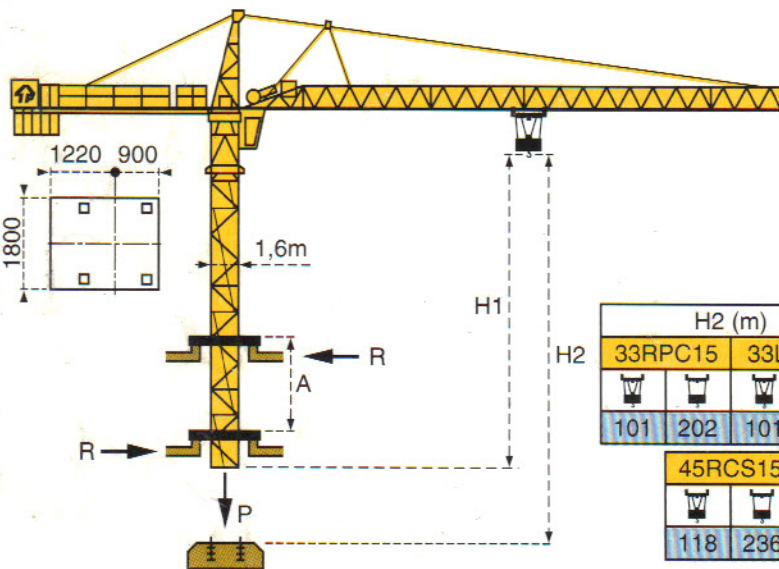
F1	● 96t	■ 136t
	⊗	76t



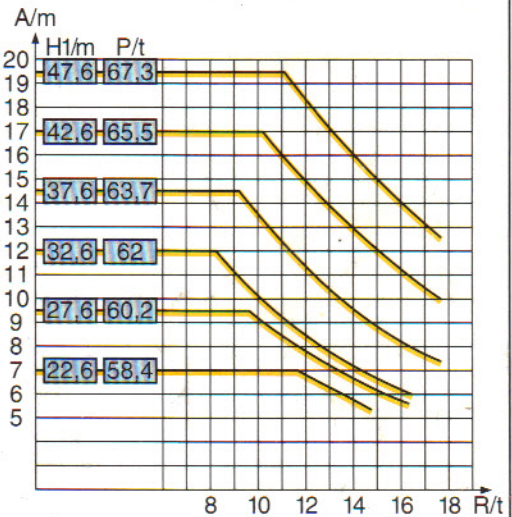
B60A

Nous consulter
Auf Anfrage
Consult us
Consultarnos
Consultateci

**Télescopage sur dalles - Kletterkrane im Gebäude - Climbing crane
Telescopage gruas trepadoras - Gru in cavedio**



B41



A Distance entre cadres
H1 Hauteur grue
P Poids de la grue (en service)
R Réaction horizontale







































A Abstand zwischen den Rahmen
H1 Kranhöhe
P Krangewicht (in Betrieb)
R Horizontalkräfte

A Distance between collars
H1 Crane height
P Crane weight (in service)
R Horizontal reaction

A Distancia entre marcos
H1 Altura grúa
P Peso de la grúa (en servicio)
R Reaccion horizontal

A Distanza fra i telai
H1 Altezza gru
P Peso della gru (in servizio)
R Reazione orizzontale

Mécanismes - Antriebe - Mechanisms - Mecanismos - Meccanismi

				m/min	t		ch -PS hp	kW
Levage Heben Hoisting Elevación Sollevamento	33PC15/1 			7	3	405 m > 405 m*	33	24
				38,5	3			
				77	1,5			
				3,5	6			
				19	6			
				38,5	3			
			4,6	3				
	33LVF15 			13	3	405 m > 405 m*	33	24
				38,5	3			
				77	1,5			
				2,3	6			
				6,5	6			
				19	6			
	45RCS15 			0→52,5	3	472 m > 472 m*	45	33
				0→105	1,5			
			0→26	6				
			0→52	3				
Distribution - Katzfahren - Trolleying Distribución - Distribuzione		4 D3 V3	15 30 58			4	3	
Orientation - Schwenken - Slewing Orientación - Rotazione		RCV 145	RTV 0-0,8 tr/min U/min-rpm			2 x 6	2 x 4,4	
Translation Kranfahren Travelling Traslación Traslazione	ZC42A 	RT 324	12,5 - 25			2 x 7	2 x 5,2	
	S 40 A 	RT 324	12,5 - 25			2 x 7	2 x 5,2	
	R ≥ 10 m 	TCV 449 ARC H ≤ 34,8 m	10 - 50			4 x 6,8	4 x 5	
	S 41 A 	RT 443 A1 2V	15 - 30			4 x 5	4 x 3,7	
	R ≥ 10 m 	TCV 449 ARC H ≤ 34,8 m	10 - 50			4 x 6,8	4 x 5	
	V 60 A 	RT 544 A1 2V	13,5 - 27			4 x 7	4 x 5,2	
R ≥ 13 m 	TCV 649 ARC H ≤ 41 m	10 - 50			4 x 6,8	4 x 5		
Réseau - Netzstrom - Mains supply - Red - Rete elettrica						CEI 38 IEC 38	400V(+6%-10%) 50 Hz	
Puissance électrique nécessaire - Anschlusswert - Necessary electric power Potencia eléctrica necesaria - Potenza elettrica necessaria						33 PC : 50 kVA 33 LVF : 50 kVA 45 RCS : 65 kVA		
Groupe électrogène - Stromaggregat - Generator set - Grupo electrogeno - Gruppo elettrogeno						*		

*Nous consulter - Auf Anfrage - Consult us - Consultarnos - Consultateci

Conforme aux directives CEE 84/534 et 87/405 sur le niveau acoustique - Gemäss EWG-Richtlinien 84/534 und 87/405 für den Schall- Leistungspegel
 In compliance with the EEC 84/534 and 87/405 Instructions on noise level - Conforme con las directivas CEE 84/534 y 87/405 sobre el nivel acustico
 Conforme alle direttive CEE 84/534 e 87/405 sul livello acustico





Modificaciones reservadas / Subject to modification / Änderungen vorbehalten / Modifiche riservate

Printed in France

Document pour usage commercial uniquement - Benutzung dieser Unterlagen nur für Verkaufszwecke - Document for commercial use only -
 Documento para uso comercial unicamente - Documento per uso commerciale solamente


Copyright.Reproduction interdite © POTAIN 1995

POTAIN 

GRUPE LEGRIS INDUSTRIES

18.Rue de Charbonnières, B.P. 173-F 69132 ECULLY Cedex
 Tél. 72.20.20.20 - Télex 375 213 - Fax 72.20.20.00

POTAIN GmbH	Deutschland	Tel : 06.105.704.0
POTAIN U.K.	Great Britain	Tel : 0895.44.52.61
Simma POTAIN	Italia	Tel : 02.97.96.71
POTAIN Portugal	Portugal	Tel : 02.968.08.89



CITY CRANE MD 150 G6

Réf. 1995.09.LIQ 2

Réalisation SODIPE